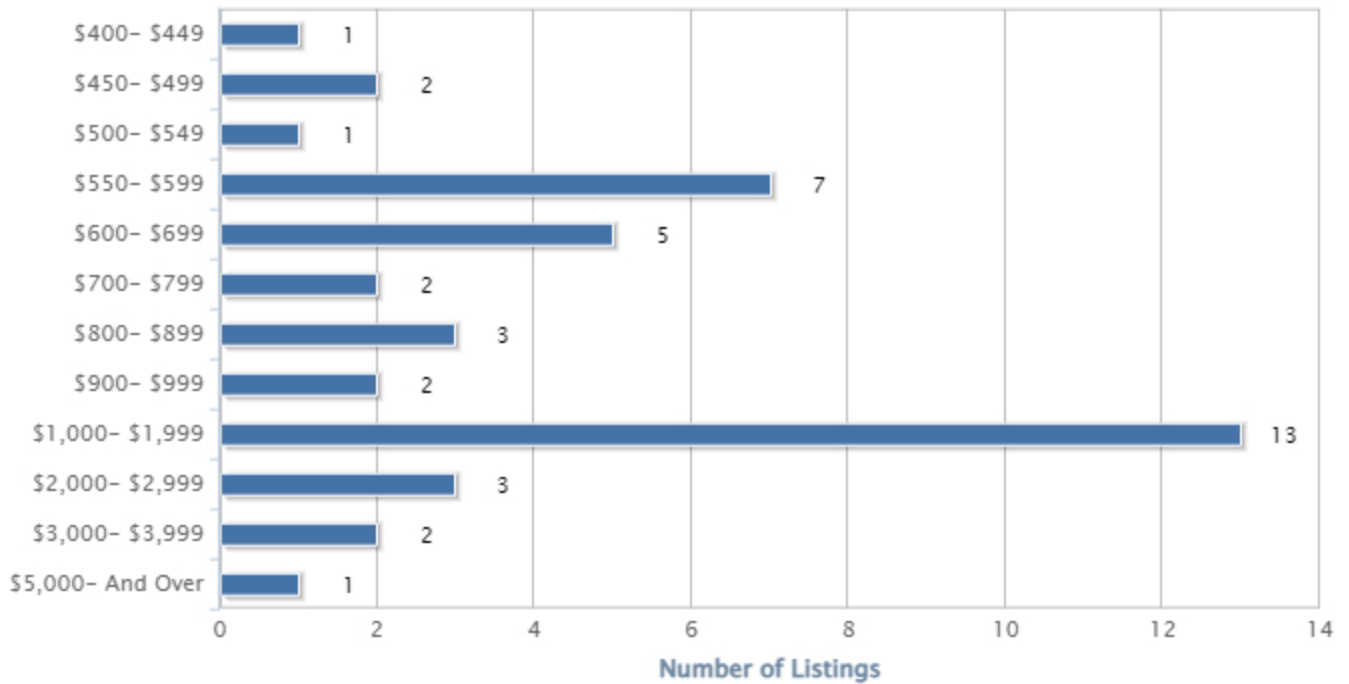
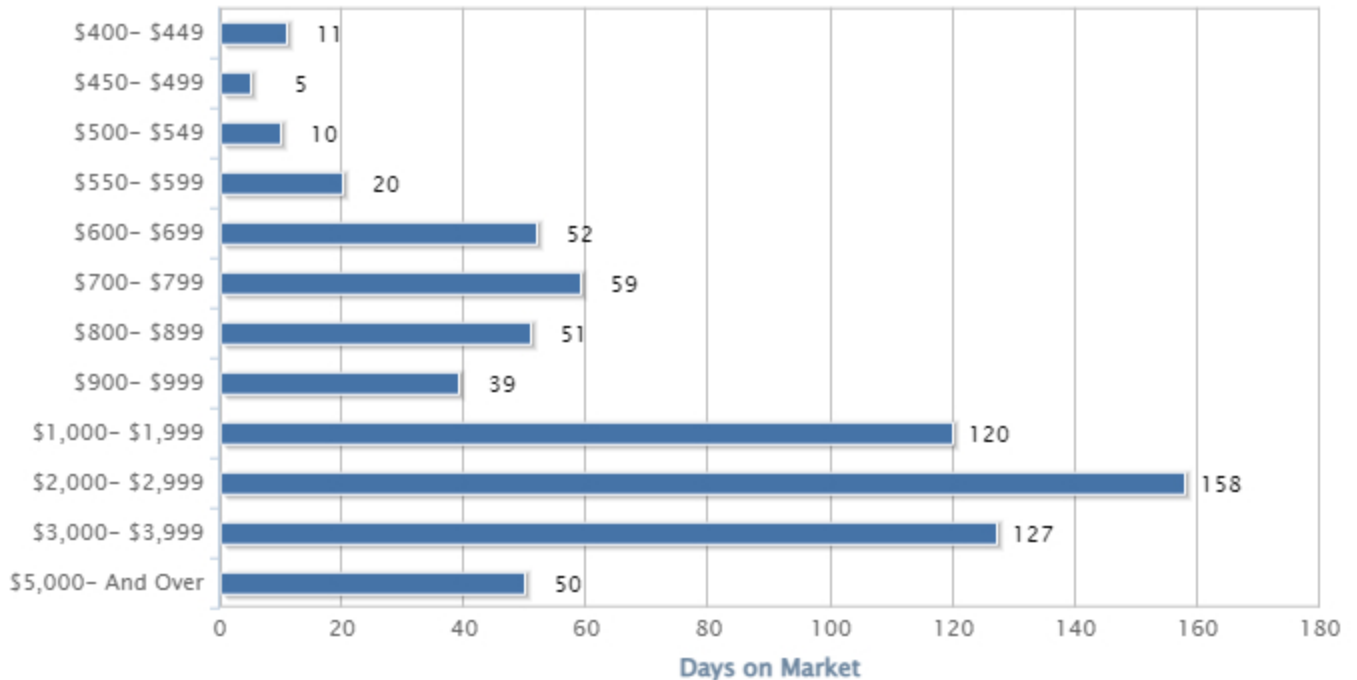


Area Market Survey Criteria

Status: Active, Closed, Coming Soon, Under Contract **Property Type:** Single Family For Sale **City:** Norwalk
County: Fairfield **Close Date:** 12/02/2021 or later **Beds Total:** 3 or more **Baths Full:** 2 or more

Number of Listings by Price Range (Under Contract)**Average Days on Market by Price Range (Under Contract)**

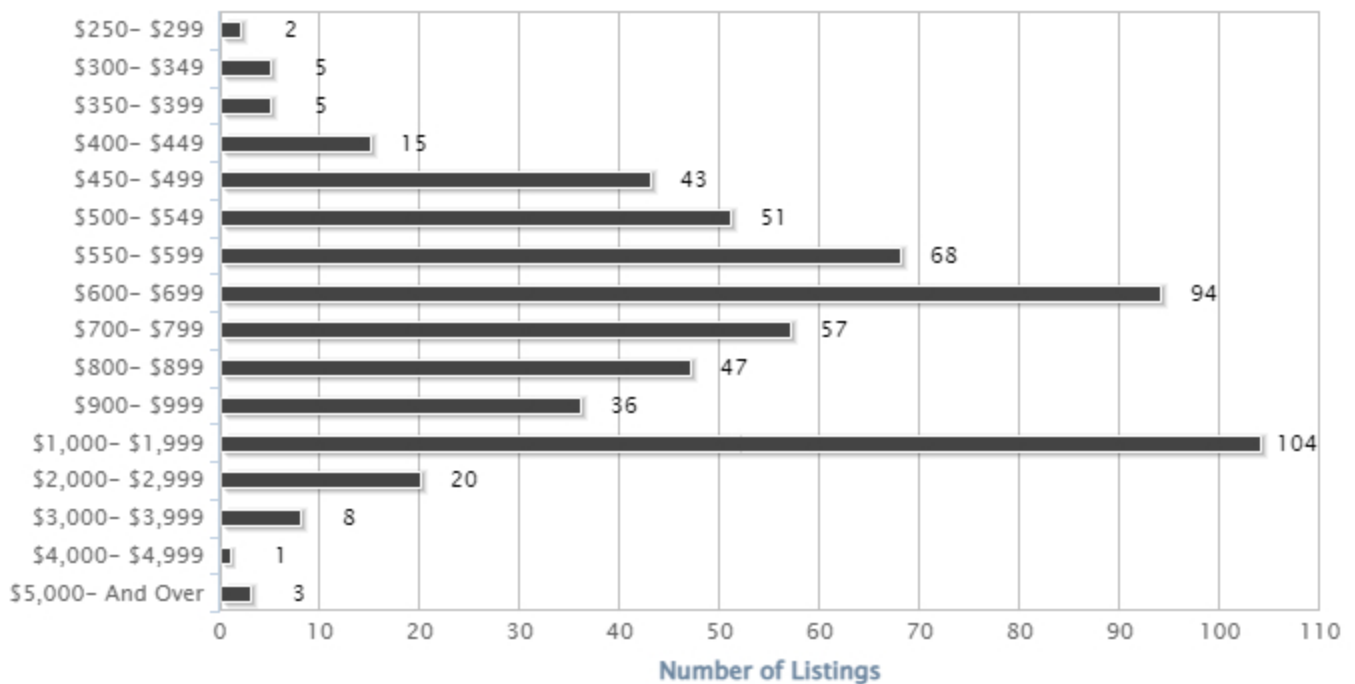
Under Contract

List Price Range	# Listings	Avg. Days on Mkt
\$400,000 - \$449,999	1	11
\$450,000 - \$499,999	2	5
\$500,000 - \$549,999	1	10
\$550,000 - \$599,999	7	20
\$600,000 - \$699,999	5	52
\$700,000 - \$799,999	2	59
\$800,000 - \$899,999	3	51
\$900,000 - \$999,999	2	39
\$1,000,000 - \$1,999,999	13	120
\$2,000,000 - \$2,999,999	3	158
\$3,000,000 - \$3,999,999	2	127
\$5,000,000 - And Over	1	50

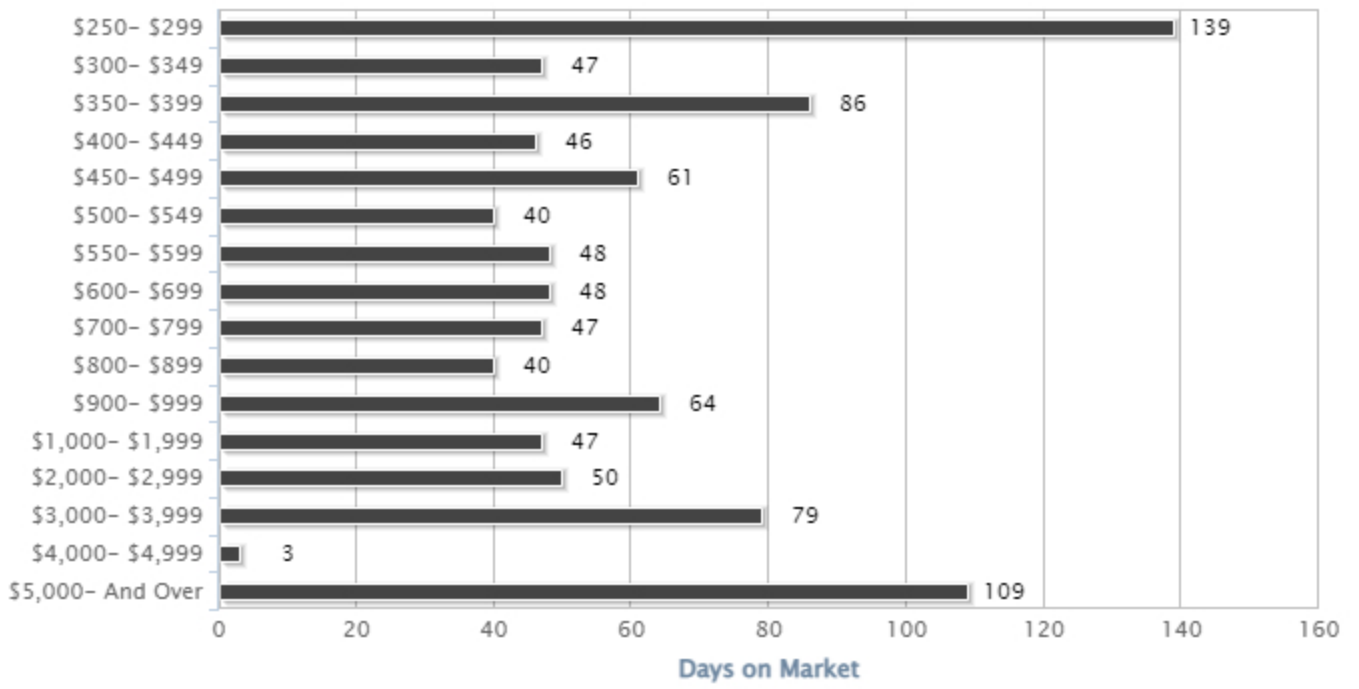
Under Contract Summary

# Units	Avg. MT	Median List Price	Avg. List Price	Max. List Price	Min. List Price	Total Volume
42	74	\$944,500	\$1,328,004	\$6,195,000	\$419,900	\$55,776,184

Number of Listings by Price Range (Sold)



Average Days on Market by Price Range (Sold)



Sold Properties

Sold Price Range	# Listings	Avg. Days on Mkt
\$250,000 - \$299,999	2	139
\$300,000 - \$349,999	5	47
\$350,000 - \$399,999	5	86
\$400,000 - \$449,999	15	46
\$450,000 - \$499,999	43	61
\$500,000 - \$549,999	51	40
\$550,000 - \$599,999	68	48
\$600,000 - \$699,999	94	48
\$700,000 - \$799,999	57	47
\$800,000 - \$899,999	47	40
\$900,000 - \$999,999	36	64
\$1,000,000 - \$1,999,999	104	47
\$2,000,000 - \$2,999,999	20	50
\$3,000,000 - \$3,999,999	8	79
\$4,000,000 - \$4,999,999	1	3
\$5,000,000 - And Over	3	109

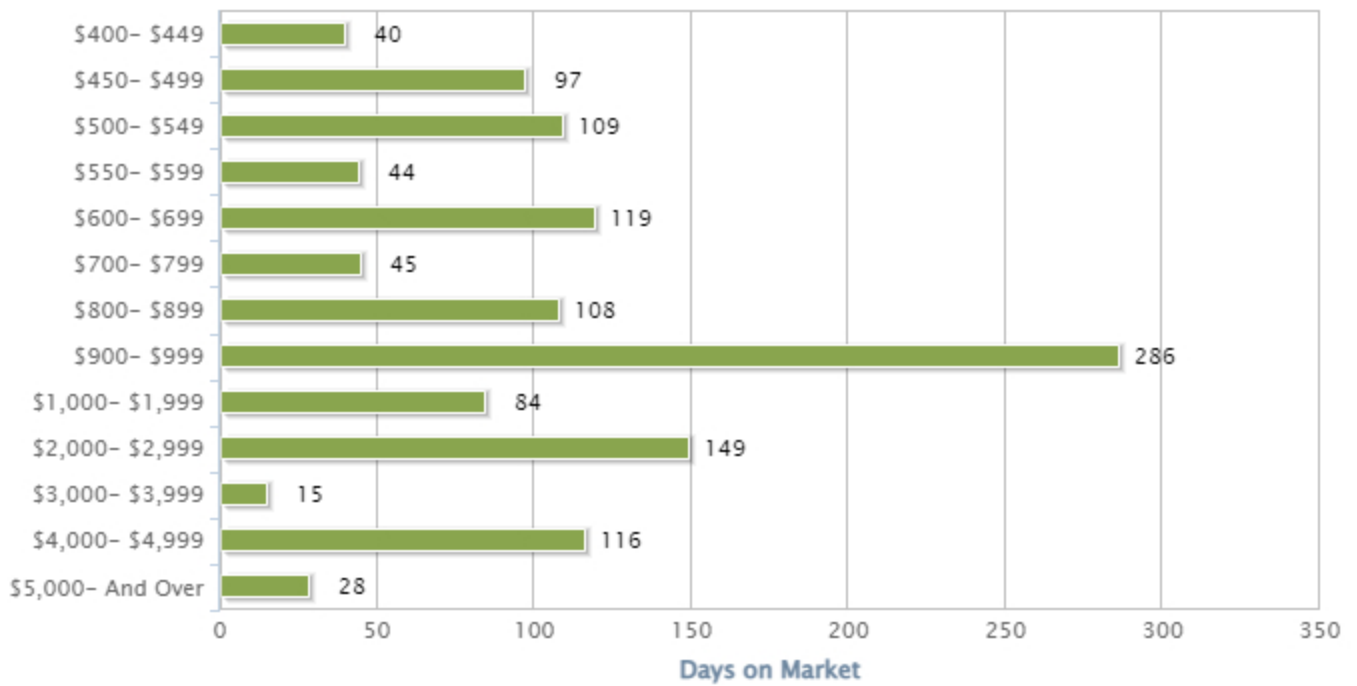
Sold Properties Summary

# Units	Avg. MT	Median Sold Price	Avg. Sold Price	Max. Sold Price	Min. Sold Price	Total Volume
559	50	\$695,000	\$925,234	\$7,800,000	\$255,000	\$517,205,566

Number of Listings by Price Range (Active)



Average Days on Market by Price Range (Active)



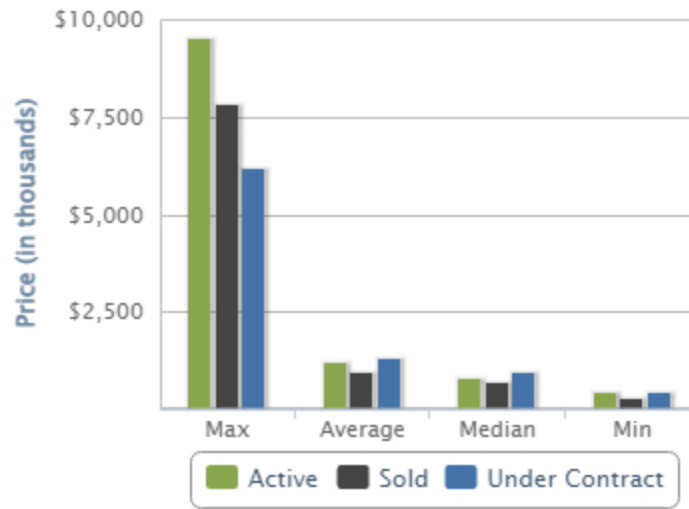
Active Listings

List Price Range	# Listings	Avg. Days on Mkt
\$400,000 - \$449,999	1	40
\$450,000 - \$499,999	5	97
\$500,000 - \$549,999	2	109
\$550,000 - \$599,999	5	44
\$600,000 - \$699,999	11	119
\$700,000 - \$799,999	6	45
\$800,000 - \$899,999	6	108
\$900,000 - \$999,999	3	286
\$1,000,000 - \$1,999,999	12	84
\$2,000,000 - \$2,999,999	3	149
\$3,000,000 - \$3,999,999	1	15
\$4,000,000 - \$4,999,999	1	116
\$5,000,000 - And Over	1	28

Active Listings Summary

# Units	Avg. MT	Median List Price	Avg. List Price	Max. List Price	Min. List Price	Total Volume
57	99	\$779,000	\$1,217,743	\$9,500,000	\$425,000	\$69,411,330

Price Summary



Average DOM

